



Hanze
University of Applied Sciences
Groningen

Research Centre for
Built Environment NoorderRuimte

WG3, towards an ePSI in 2024

COST action WG3 meeting Warsaw 16/3/2023

share your talent.
move the world.

Maria Diacon &
Peter Meister Broekema

Programme



Day 1: Thursday

9:00 - 9:30	Welcome and opening
9:30 - 11:00	Contributions to the project
11:00 - 11:30	Break
11:30 - 12:30	Further steps towards Matera and Training School.
12:30 - 13:30	Lunch
13:30 - 17:00	Policymakers' openness co-creation
19:00 -	Dinner

Day 2: Friday

9:00 - 12:30	Workshop to create EPSI, with a break.
12:30 - 13:30	Lunch
13:30 - 16:00	Warsaw walkshop - discussions on activities for 2023



Funded by
the European Union



share your talent. move the world.

SHIINE (socialchangelab.eu)



share your talent. **move** the world.

SHIINE (socialchangelab.eu)

WG 1 Design-led approaches to Social Innovation (SI) and Social Entrepreneurship (SE)

WG2 Higher Education Institutions (HEI), Social change and transformation

WG3 Pan-European Public-Sector Innovation Lab responding to and developing public policy

WG4 Quadruple-helix ecosystems, impact and dissemination

SHIINE (socialchangelab.eu)

WG 1 Design-led approaches to Social Innovation (SI) and Social Entrepreneurship (SE)

WG2 Higher Education Institutions (HEI), Social change and transformation

WG3 Pan-European Public-Sector Innovation Lab responding to and developing public policy

WG4 Quadruple-helix ecosystems, impact and dissemination

What did we do?

- Several (online) WG meetings;
- Questionnaire & Survey;
- Panel sessions at ISIRC 2020 & 2021;
- Publications in MMCKS
- Abstracts for IFKAD
- Plan for training school

What do we need to do?

Undertake a **review of appropriate key thematic social challenges** to be addressed in the Pan-European Public Sector Innovation (ePSI) Lab (month 47)

Establish a Pan-European Public Sector Innovation (ePSI) Lab for social challenges with a **sustainable working model** (month) 47

Produce a **working paper** on ePSI and a model of governance supporting key policy-makers and supporting agencies that have a role in responding to and developing public policy (month 47)

Contributions to the project

- Who are you?
- Could you tell us something about your recent research?
- Why did you join SHIINE?
- What will you be contributing?

Programme



Day 1: Thursday

9:00 - 9:30	Welcome and opening
9:30 - 11:00	Contributions to the project
11:00 - 11:30	Break
11:30 - 12:30	Further steps towards Matera and Training School.
12:30 - 13:30	Lunch
13:30 - 17:00	Policymakers' openness co-creation
19:00 -	Dinner

Day 2: Friday

9:00 - 12:30	IFKAD, TS, Workshop to create EPSI, with a break.
12:30 - 13:30	Lunch
13:30 - 16:00	Warsaw walkshop - discussions on activities for 2023



Funded by
the European Union



share your talent. move the world.

IFKAD 2023

Who will join us?

Formalities

Abstracts

Training school

Background: follow up on Limerick (+interaction)

Topics: social innovation, social entrepreneurship and social policy

Aim: PhD students learn skills, present their research and develop networks

Suggestions: form groups of students with specific tasks (what), group presentations (roles?) and plenary feedback

Who: keynote speakers

Process: send new ideas to you all?

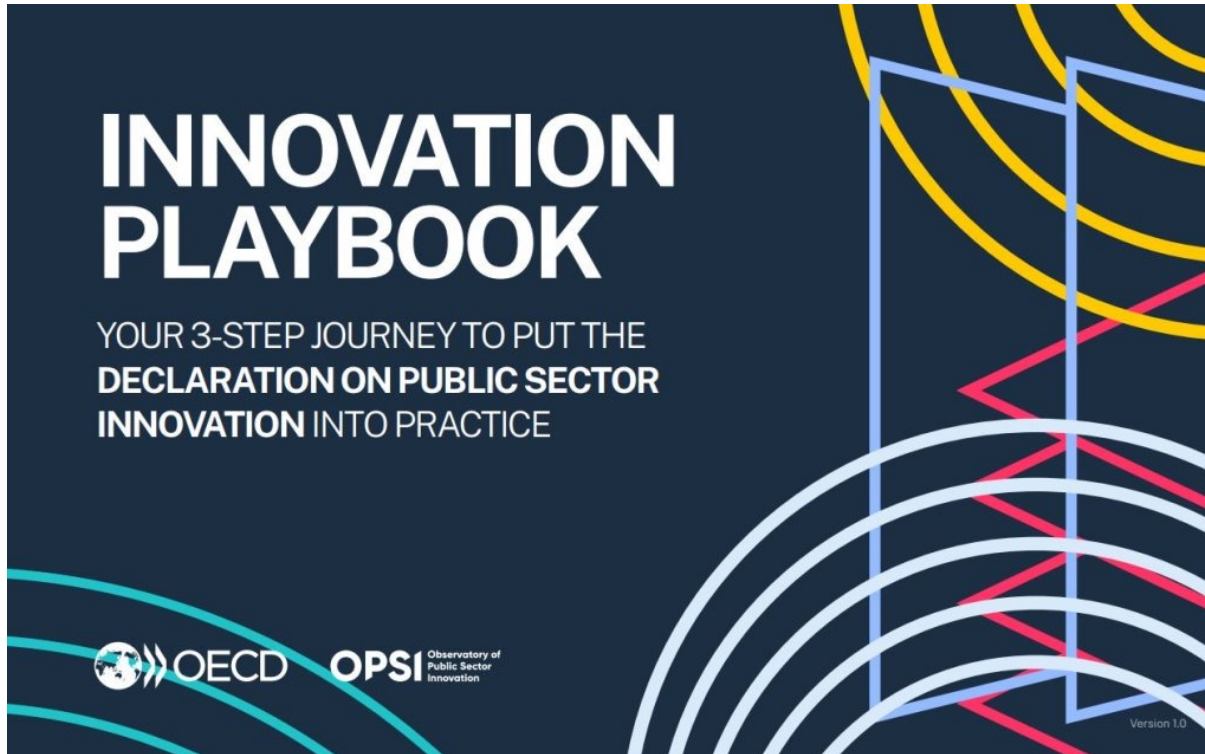
Developing an ePSI lab

- Main deliverable for the project
- Based on key thematic social challenges (review)
- Supporting policymakers (working document)

Definition PSI lab

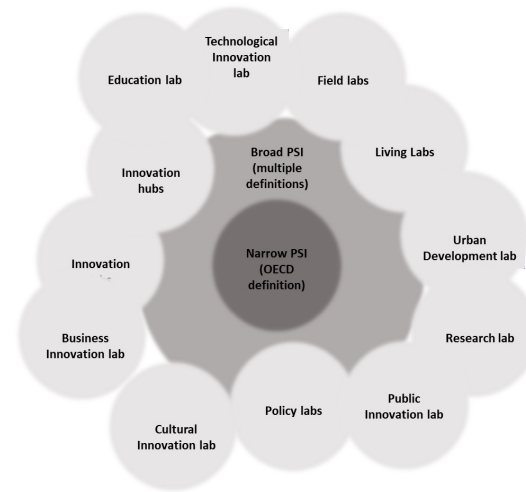

"A PSI lab is a physical or virtual sustainable environment that brings together relevant stakeholders and aims to create value for the community - sometimes through an innovative Public Sector - by rapidly, efficiently and transparently come up with experimentally proven ideas for bottom-up collected social challenges (ranging from enhancing policy and service design, new innovative products, social inclusion and individual wellbeing) that need to be implemented and monitored."

Definition PSI lab



share your talent. **move** the world.

Position in the field



share your talent. move the world.

How can we establish an ePSI?



share your talent. move the world.

In light of deliverables and IFKAD

Undertake a **review of appropriate key thematic social challenges** to be addressed in the Pan-European Public Sector Innovation (ePSI) Lab (month 47)

Establish a Pan-European Public Sector Innovation (ePSI) Lab for social challenges with a **sustainable working model** (month) 47

Produce a **working paper** on ePSI and a model of governance supporting key policy-makers and supporting agencies that have a role in responding to and developing public policy (month 47)

What are the main themes or challenges PSI labs are working on?

How are PSI labs perceived in academic literature and OECD policies on public sector innovation?

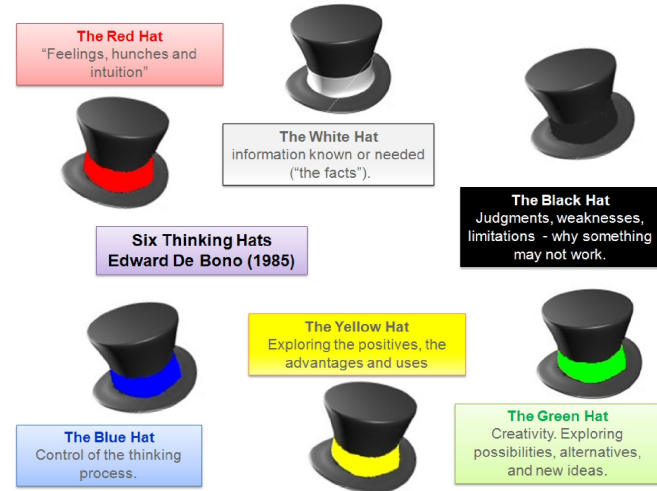
Which conditions for successful PSI labs could be determined?

Mini 'hackathon/brainstorm'

- Form 2 groups:
- One facilitator/presenter, one reporter
- Some data, but use own experiences and internet;

QUESTIONS

- How can we develop an ePSI within the remainder
- Which challenges should we focus on? Why?
- How should the governance look like?



Set-up

We have 1.5 hours and need to:

- read the information and 'analyse' it (10m)
- use 6 thinking hats (60 m)
- prepare a presentation (20 minutes)

Phase 1



Organization, Planning

Examples:

- What needs to be resolved?
- How should we define the problem?
- What are the goals or desired outcomes?
- How will the process of using each hat go?
- What kind of decision shall we arrive at?

Phase 2



- Examples:
- What data is available?
- What information is required?
- What information is missing?
- What needs to be done to gather such information?
- What questions need to be asked?

Phase 3



Ideas, Creativity

Examples

- Are there thought experiments we can do?
- Is it possible to explore new ideas or opportunities?
- What are the other options we have to carry this out?
- Are there any other scenarios we can consider based on this idea to come up with new insights?
- What kind of risks are we willing or able to accept?

Phase 4



Benefits, Value

Examples:

- Are there any opportunities for the green hat to expand on to show a clearer way of achieving the desired outcomes?
- How can we lay down the factors that would make this idea beneficial or successful?
- How do we define success?
- What are the potential long-term benefits?

Phase 5

Examples:

- How do we feel about the possible choices we will make?
- What are our gut feelings about the idea we are proposing?
- What are our initial reactions?
- What kind of emotions does this idea bring out?
- What does our intuition say about the solution?



Feelings, Instincts

Phase 6



Examples:

- What are the possible failure scenarios?
- How do we identify the idea's fatal flaws?
- What are the potential risks and consequences we are likely to face?
- What are the reasons why we should not proceed?
- What might be the challenges along the way?



epsi

es

share your talent. move the world.

Next steps

- IFKAD:
- 1) paper
 - Who will do a literature review;
 - Who will write on challenges;
 - Who will say something on governance.
- 2) Next steps for ePSI